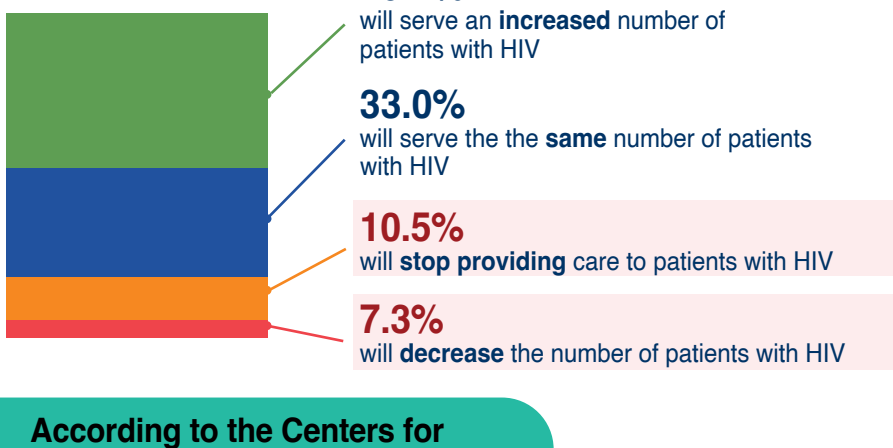


# HIV Workforce Study Infographic

The purpose of this study was to determine the number of U.S. healthcare providers projected to continue providing HIV-related care over the next 5 years.

## According to survey respondents, over the next 5 years:<sup>1</sup>



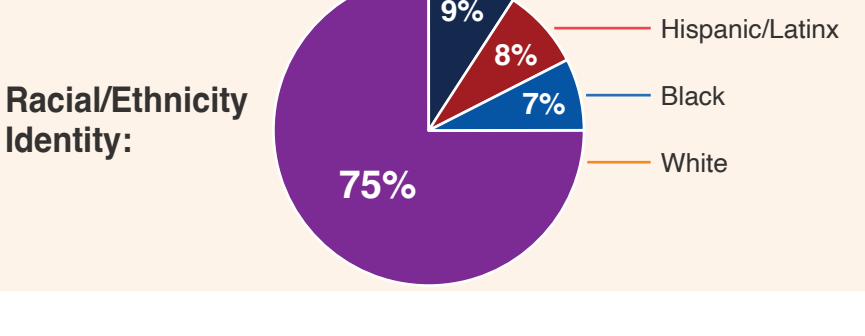
## According to the Centers for Disease Control and Prevention:

**1.2 Million** people with HIV in the U.S.

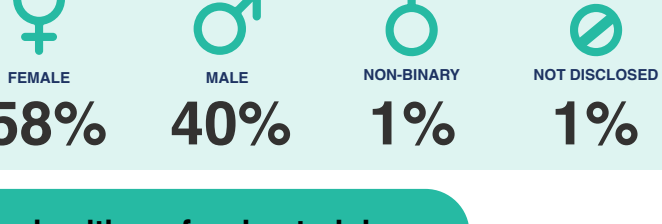
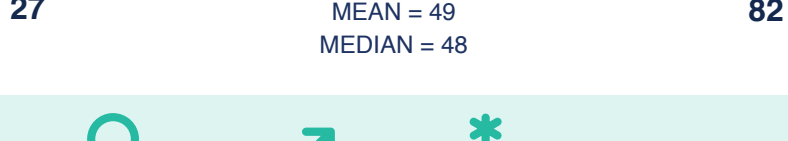
More than **30,000** new HIV infections each year

## Survey respondents demographics:<sup>1</sup>

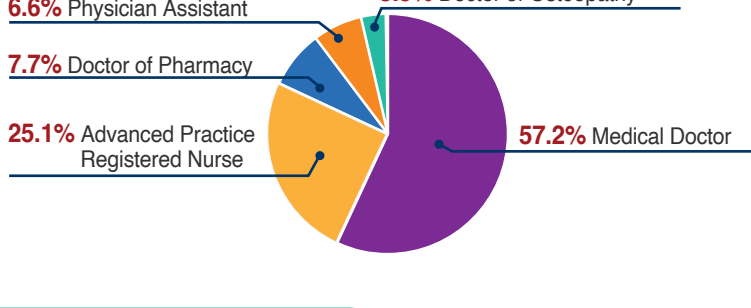
**1,004** Total sample of eligible, completed surveys



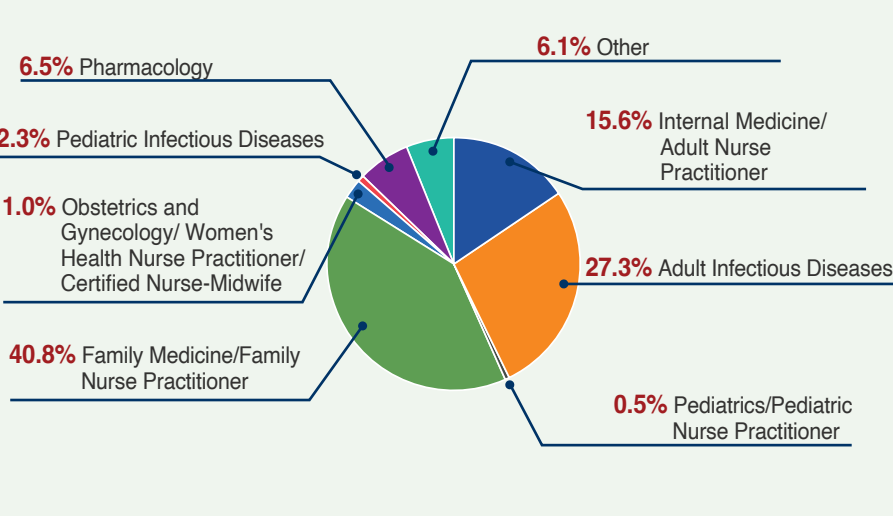
## SAMPLED AGE RANGE



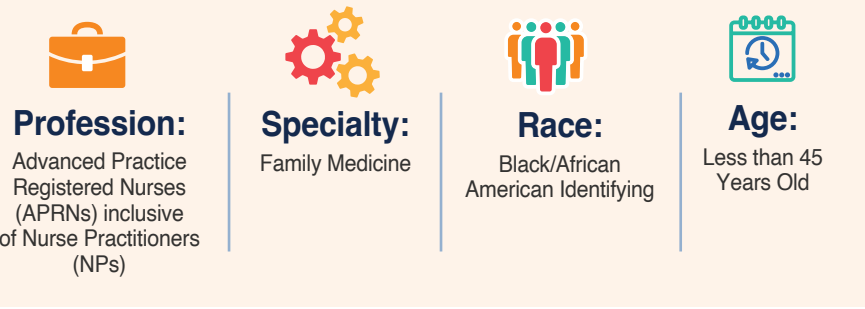
## Primary health profession training:



## Primary area of specialty:



## Predictors of continuing to provide HIV care beyond 5 years:<sup>1</sup>

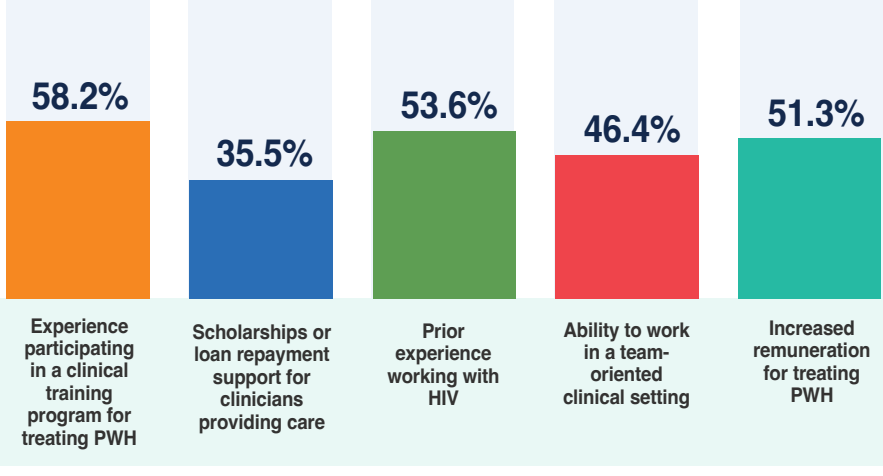


## Top reasons for leaving or decreasing HIV care:<sup>1</sup>

- Retiring from medical practice or reducing number of hours worked in medical care
- Too much time spent on documentation and other administrative work
- General burnout
- Inadequate support services to assist with the care of patients with HIV
- Other—including the federal Ending the HIV Epidemic in the U.S. (EHE) initiative

## Influencing factors in new student/resident/provider decision to provide HIV care:<sup>1</sup>

The following percentages reflect respondents selecting "Very Important":



<sup>1</sup>Norberg A, Nelson J, Lin H, Lazo E, Stanislaus D, Chu C, Bolduc P. A Forecast of the HIV Clinician Workforce Need in the United States: Results of a Quantitative National Survey. J Assoc Nurses AIDS Care. 2024 Nov-Dec 01;35(6):486-494. doi: 10.1097/JNC.0000000000000495. PMID: 39480051.